




1



1. Create a square base with cubes at each corner

2



2. Create the upright supports that are glued to the sides and front of the slingshot.

3




3. Glue a low cross bar low on the front of the supports

4




4. Glue 2 more cubes to the top of the supports, and loop a rubber band around the gaps

5



5. Cut a piece of foam or card stock that's about 2-3 inches long

6



6. Tape the foam between the rubber band

7



7. To fire: load the projectile. Grip the lower-front of the base. Pinch the sling, pull, & release